





CIRCUIT DIAGRAM

LUX SERIES 1w, SKILLED 03, SKILLED 04, NITELED 1w, DAF 04, DAF 05, OLOLUX-Q, OLOLUX-T, KOB1

Cut Sheet #9T121



SYMBOLS

- A** 3w 350mA Driver
100-240v 50/60 Hz
- B** 10w 350mA Driver
95-265v 50/60 Hz
- Fixture with 1 x 1w 3.2v 350mA LED




WIRING

- Line Voltage Input
- 350mA - (2) 18AWG - 66' max total length



CIRCUIT DIAGRAM

SKILLED 01, SKILLED 02



SYMBOLS

- A** 3w 350mA Driver
100-240v 50/60 Hz
- B** 10w 350mA Driver
95-265v 50/60 Hz
- Skilled 01 with
2 x 1w 3.2v 350mA LEDs
- Skilled 02 with
4 x 1w 3.2v 350mA LEDs

WIRING

- Line Voltage Input
- 350mA - (2) 18AWG - 66' max total length