




CIRCUIT DIAGRAM

LUX SERIES, STICK SERIES, GIET 01 (WHITE LIGHT)

Cut Sheet #9T131



Max 1 Fixture



Max 2 Fixtures Wired in Series

SYMBOLS



3w 350mA Driver
100-240v 50/60 Hz

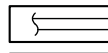


10w 350mA Driver
95-265v 50/60 Hz

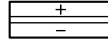


Fixture with 3 x 1w 3.2v 350mA LEDs

WIRING



Line Voltage Input

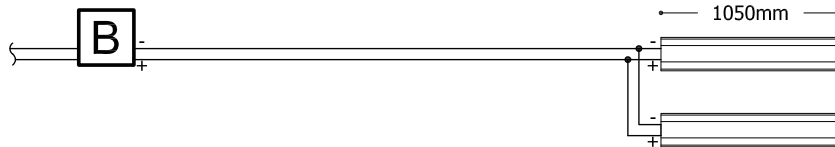
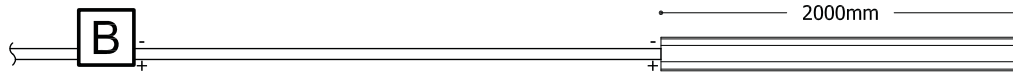
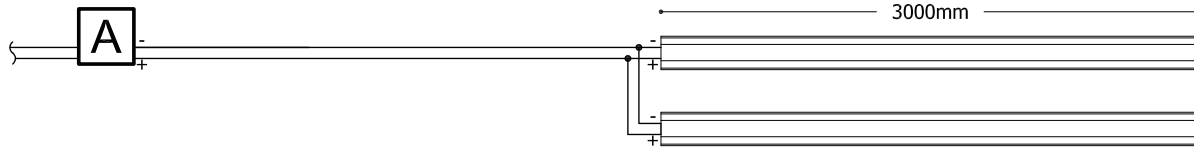


350mA - (2) 18AWG - 66' max total length



CIRCUIT DIAGRAM

WALK SYSTEM LED 02 / 04



SYMBOLS



25w 12v Driver
90-277v 50/60 Hz



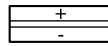
10w 12v Driver
95-265v 50/60 Hz

* NOTE: 60w and 100w Drivers also available.

WIRING



Line Voltage Input



12V - (2) 18AWG - 66' max total length